

HOW TO GIVE



ONLINE





- 1) Visit GiveCFC.org and click DONATE.
- 2) Create an account or log in to your existing account.
- 3) Complete or update your profile:
 - a. Enter the ZIP code of your office
to access the correct list of units/offices.



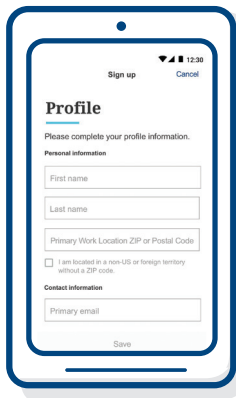
Our office ZIP code is: _____

- b. Enter your CFC unit code to automatically populate the Department/Agency/Office selections.

Our CFC unit code is: _____

- 4) Search for the charities you want to support. 
- 5) Make your pledge by selecting your designated charities and allocating funds or volunteer hours. 

CFC GIVING MOBILE APP



Download the App

The CFC Giving Mobile App is available for iPhone and Android devices by searching “CFC Giving” in the app store.



Sign in or create an account

Returning donors: Use the same login as your CFC online pledge portal account.

New donors: Create an account, verify it, and set up your profile.



Search for charities

If you are attending a campaign event, you can see the list of charities participating in your event. Or you can generate your own list of CFC charities and their descriptions by entering search criteria: charity name, CFC Code, EIN, or keyword.



Give

Tap each charity you would like to support and enter your pledge amounts and volunteer hours.



Complete your donation

Update or add a funding source (payroll deduction, bank account, or credit/debit card).

PAPER PLEDGE FORM



Prefer using a good old pen and paper?

You can still complete a paper pledge form. Download the paper form from [GiveCFC.org](https://www.givecfc.org) and fill it out using the instructions on the second page. Submit it to your Keyworker.



DONATE TODAY AT GIVECFC.ORG

HOSTED BY THE U.S. OFFICE OF PERSONNEL MANAGEMENT